



EAGLE
MODULES

THE MOST DEPENDABLE SOLAR PRODUCT

EAGLE® 54 G6R

420-440 WATT • N-TYPE TOPCON

Positive power tolerance of 0~+3%

- NYSE-listed since 2010, Bloomberg Tier 1 manufacturer
- Top performance in the strictest 3rd party labs
- Automated manufacturing utilizing artificial intelligence
- Vertically integrated, tight controls on quality
- Premium solar factories in USA, Vietnam, and Malaysia

KEY FEATURES



Superior Aesthetics

Black backsheet and black frame create ideal look for residential applications.



N-Type Technology

N-type cells with Jinko's in-house TOPCon technology offers better performance and improved reliability.



Thick and Tough

Fire Type 1 rated module engineered with a thick frame, 3.2mm front side glass, and thick backsheet for added durability.



Shade Tolerant

Twin array design allows continued performance even with shading by trees or debris.




Protected Against All Environments

Certified to withstand humidity, heat, rain, marine environments, wind, hailstorms, and packed snow.



Warranty

25-year product and 30-year linear power warranty.



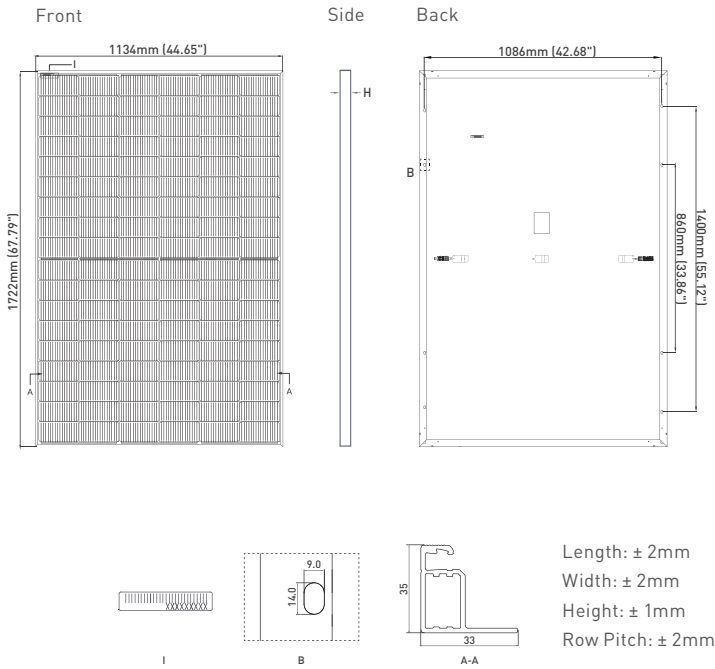
- ISO9001:2015 Quality Standards
- ISO14001:2015 Environmental Standards
- IEC61215, IEC61730 certified products

- ISO45001:2018 Occupational Health & Safety Standards
- UL61730 certified products



Jinko Solar

ENGINEERING DRAWINGS



MECHANICAL CHARACTERISTICS

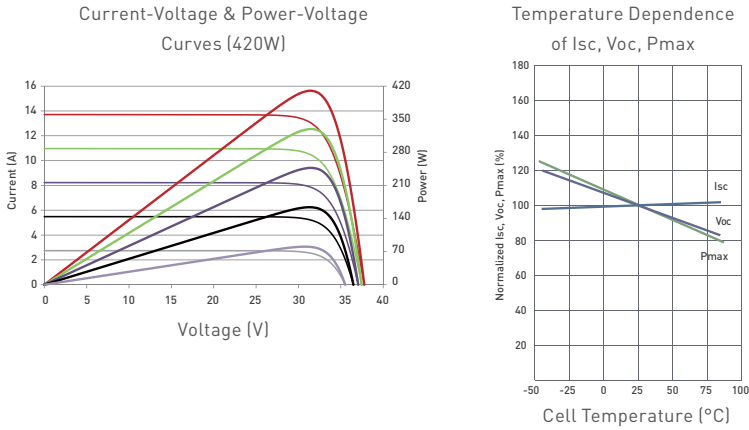
No. of Half Cells	108 (2 x 54)
Dimensions	1722 x 1134 x 35mm (67.79 x 44.65 x 1.38 inch)
Weight	21.0kg (46.3lbs)
Front Glass	3.2mm, Anti-Reflection Coating High Transmission, Low Iron, Tempered Glass
Frame	Anodized Aluminum Alloy
Junction Box	IP68 Rated
Output Cables	12 AWG, 1400mm (55.12in) or Customized Length
Connector	Staubli MC4
Fire Type	Type 1
Pressure Rating	5400Pa (Snow) & 2400Pa (Wind)*

*see Supplemental Installation Manual for higher wind pressure rating solutions

TEMPERATURE CHARACTERISTICS

Temperature Coefficients of Pmax	-0.29%/°C
Temperature Coefficients of Voc	-0.25%/°C
Temperature Coefficients of Isc	0.045%/°C
Nominal Operating Cell Temperature (NOCT)	45 \pm 2°C

ELECTRICAL PERFORMANCE & TEMPERATURE DEPENDENCE



MAXIMUM RATINGS

Operating Temperature (°C)	-40°C~+85°C
Maximum System Voltage	1000VDC
Maximum Series Fuse Rating	25A

PACKAGING CONFIGURATION

(Two pallets = One stack)

31pcs/pallets, 62pcs/stack, 806pcs/40 HQ Container

WARRANTY

25-year product and 30-year linear power warranty

1st year degradation not to exceed 1%, each subsequent year not to exceed 0.4%, minimum power at year 30 is 87.4% or greater.

ELECTRICAL CHARACTERISTICS

Module Type	JKM420N-54HL4-B		JKM425N-54HL4-B		JKM430N-54HL4-B		JKM435N-54HL4-B		JKM440N-54HL4-B	
	STC	NOCT	STC	NOCT	STC	NOCT	STC	NOCT	STC	NOCT
Maximum Power [Pmax]	420Wp	316Wp	425Wp	320Wp	430Wp	323Wp	435Wp	327Wp	440Wp	331Wp
Maximum Power Voltage [Vmp]	32.16V	29.95V	32.37V	30.19V	32.58V	30.30V	32.78V	30.50V	32.99V	30.73V
Maximum Power Current [Imp]	13.06A	10.55A	13.13A	10.60A	13.20A	10.66A	13.27A	10.72A	13.34A	10.77A
Open-circuit Voltage [Voc]	38.74V	36.80V	38.95V	37.00V	39.16V	37.20V	39.36V	37.39V	39.57V	37.59V
Short-circuit Current [Isc]	13.51A	10.91A	13.58A	10.96A	13.65A	11.02A	13.72A	11.08A	13.80A	11.14A
Module Efficiency STC (%)	21.51%		21.76%		22.02%		22.28%		22.53%	

*STC: ☀ Irradiance 1000W/m²
 NOCT: ☀ Irradiance 800W/m²

🌡 Cell Temperature 25°C
 🌡 Ambient Temperature 20°C

☁ AM = 1.5
 ☁ AM = 1.5 🌬 Wind Speed 1m/s

*Power measurement tolerance: $\pm 3\%$

The company reserves the final right for explanation on any of the information presented hereby. JKM400-420N-54HL4-B-F4-US