


## HY-DH144P8

# 530-550W

144 Pieces | HALF-CELL | P-Type



**21.3%**  
Max.Efficiency  
**P-Type**  
Bifacial & Dual Glass



### High Conversion Efficiency

Module efficiency up to 21.3% achieved through advanced cell technology and manufacturing process



### Excellent weak light performance

More power output in weak light condition, such as cloudy days, morning and sunset



### Extended mechanical performance

Module certified to withstand extreme wind(2400 Pa) and snow loads(5400 Pa)

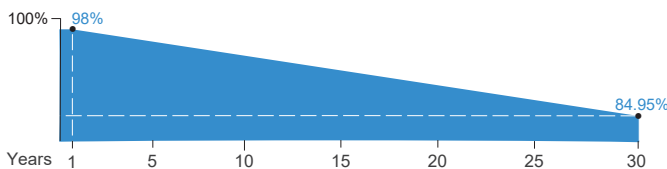


### Quality Guarantee

High module quality ensures long-term reliability



IEC61215 / IEC61730 / UL61730  
IEC61701 / IEC62716 / IEC60068  
ISO9001 / ISO14001/ ISO45001



Runergy P-Type Dual Glass Product Performance Warranty

**12** Years Product Warranty

**30** Years Linear Power Warranty

**2%** First Year Degradation

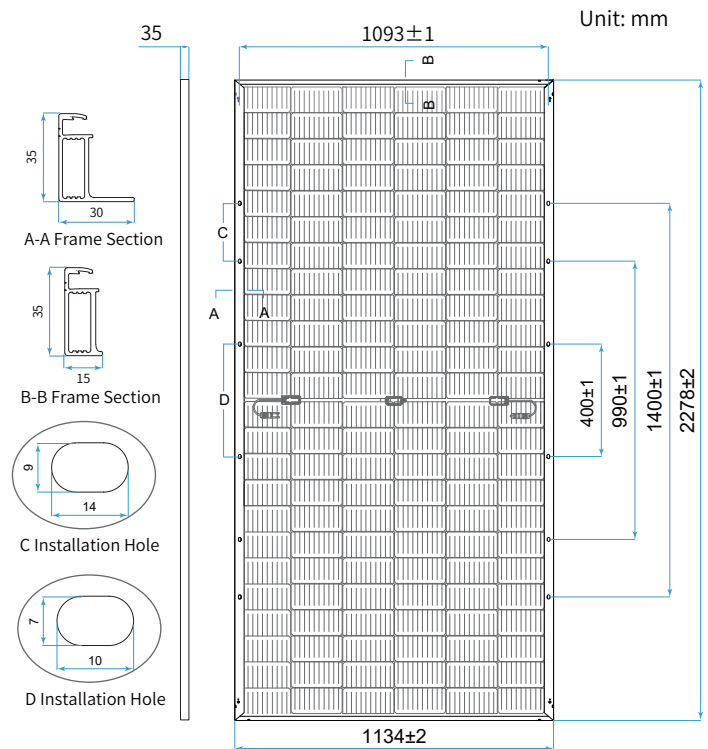
**0.45%** Annual Power Degradation

## Mechanical Parameters

Solar Cell	Mono PERC 182 mm
No. of Cells	144(6 × 24)
Dimensions	2278 × 1134 × 35mm
Weight	32.7kg
Junction Box	IP68 rated (3 bypass diodes)
Output Cable	4mm <sup>2</sup> (IEC), 12 AWG(UL) +400/-200mm or customized
Connector	RY01 or similar
Front Cover	2.0mm semi-tempered AR glass
Back Cover	2.0mm semi-tempered glass
Container	31 pcs/Pallet, 620 pcs/40' HC

## Operating Parameters

Max. System Voltage	DC 1500V (IEC/UL)
Operating Temperature	-40°C ~ +85°C
Max. Fuse Rating	30A
Frontside Max. Loading	5400Pa
Backside Max. Loading	2400Pa
Bifaciality	70%±10%
Fire Resistance	IEC Class A



## Electrical Characteristics - STC

Irradiance 1000 W/m<sup>2</sup>, ambient temperature 25 °C, AM1.5.

Maximum Power at STC (Pmax/W)	550	545	540	535	530
Power Tolerance (W)	0 ~ +5				
Optimum Operating Voltage (Vmp/V)	41.96	41.80	41.64	41.47	41.31
Optimum Operating Current (Imp/A)	13.11	13.04	12.97	12.90	12.83
Open Circuit Voltage (Voc/V)	49.90	49.75	49.60	49.45	49.30
Short Circuit Current (Isc/A)	14.00	13.93	13.86	13.79	13.72
Module Efficiency	21.3%	21.1%	20.9%	20.7%	20.5%

## Electrical Characteristics - NMOT

Irradiance 800 W/m<sup>2</sup>, ambient temperature 20 °C, AM1.5, wind speed 1 m/s.

Maximum Power at NMOT (Pmax/W)	416.0	412.2	408.5	404.6	400.8
Optimum Operating Voltage (Vmp/V)	39.79	39.64	39.49	39.33	39.18
Optimum Operating Current (Imp/A)	10.46	10.40	10.34	10.29	10.23
Open Circuit Voltage (Voc/V)	47.32	47.18	47.04	46.89	46.75
Short Circuit Current (Isc/A)	11.30	11.24	11.18	11.13	11.07

## Rearside Power Gain (Reference to 550W Front)

Rearside Power Gain	5%	15%	25%
Maximum Power (Pmax/W)	578	633	688
Optimum Operating Voltage (Vmp/V)	41.96	42.06	42.06
Optimum Operating Current (Imp/A)	13.76	15.04	16.35
Open Circuit Voltage (Voc/V)	49.90	50.00	50.00
Short Circuit Current (Isc/A)	14.70	16.07	17.47
Module Efficiency	22.4%	24.5%	26.7%

## Temperature Characteristics

Nominal Module Operating Temperature	42 ± 2 °C
Nominal Cell Operating Temperature	45 ± 2 °C
Temperature Coefficient of Pmax	-0.35%/°C
Temperature Coefficient of Voc	-0.27%/°C
Temperature Coefficient of Isc	0.05%/°C

Current-Voltage & Power-Voltage Curve (550W)

